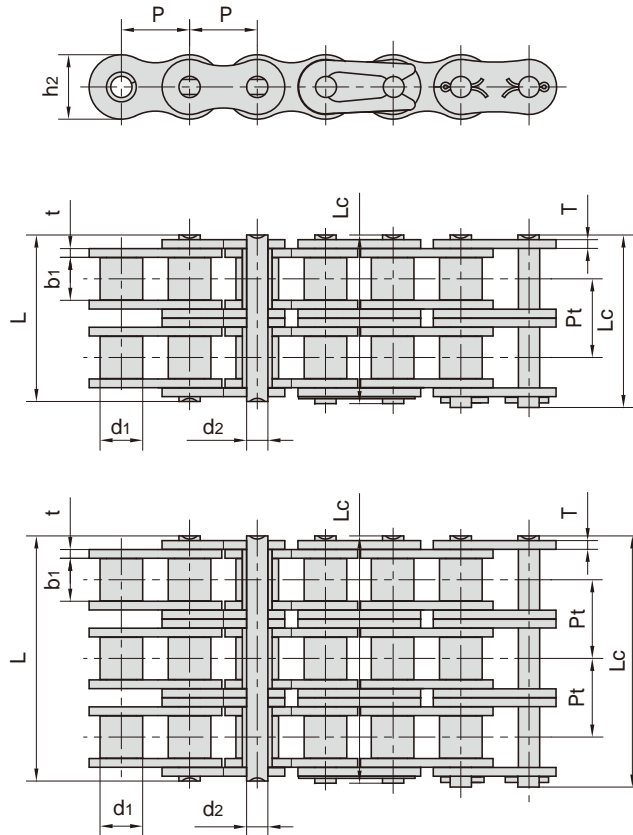


扶梯驱动链 Escalator drive chains

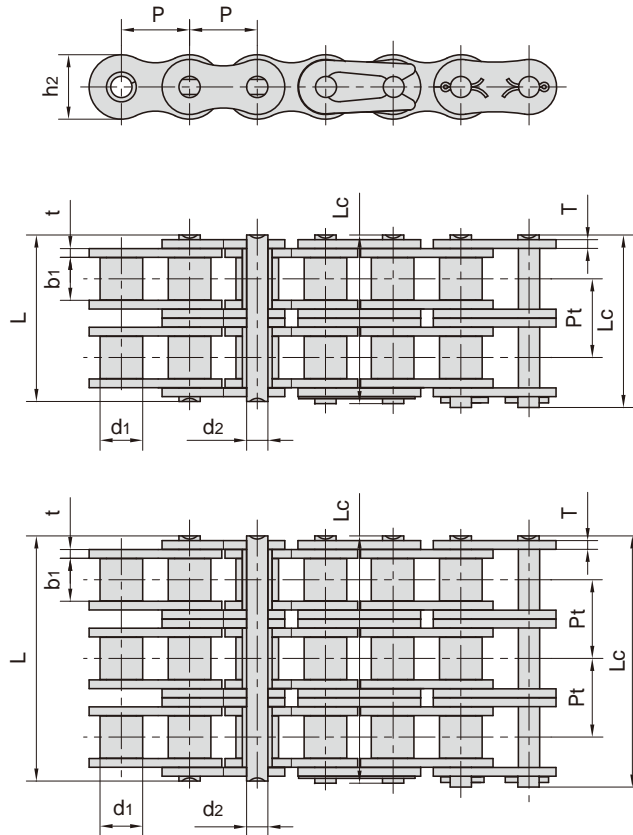


东华链号 Donghua Chain No.	节距 Pitch	滚子直径 Roller diameter	内节内宽 Width between inner plates	销轴直径 Pin diameter	销轴长度 Pin length		内链板高度 Inner plate depth	链板厚度 Plate thickness	排距 Transverse pitch	抗拉强度 Tensile strength	动载强度 Dynamic load strength	每米长重 Weight per meter
	P	d1 max	b1 min	d2 max	L max	Lc max	h2 max	t/T max	Pt	Q min	Fd min	q
	mm	mm	mm	mm	mm	mm	mm	mm	mm	kN/lbf	kN	kg/m
16A(FQ)-1	25.40	15.88	15.75	7.92	32.70	36.50	24.00	3.25	-	56.7/12746	9.55	2.60
16A(FQ)-2	25.40	15.88	15.75	7.92	62.70	65.30	24.00	3.25	29.29	113.4/25492	12.80	5.51
16A(FQ)-3	25.40	15.88	15.75	7.92	91.70	94.60	24.00	3.25	29.29	170.1/38238	19.20	7.89
16B(FQ)-1	25.40	15.88	17.02	8.28	36.10	39.10	21.00	4.15/3.10	-	60.0/13488	12.50	2.71
16B(FQ)-2	25.40	15.88	17.02	8.28	68.00	71.00	21.00	4.15/3.10	31.88	127.5/28662	19.00	5.42
20A(FQ)-2	31.75	19.05	18.90	9.53	76.40	80.50	30.00	4.00	35.76	174.0/39115	19.56	7.80
20A(FQ)-3	31.75	19.05	18.90	9.53	112.20	116.30	30.00	4.00	35.76	261.0/58673	29.35	11.77
20B(FQ)-1	31.75	19.05	19.56	10.19	41.30	45.00	26.40	4.50/3.50	-	95.0/21356	13.50	3.70
20B(FQ)-2	31.75	19.05	19.56	10.19	77.80	81.50	26.40	4.50/3.51	36.45	195.0/43836	30.00	7.20
24A(FQ)-2	38.10	22.23	25.22	11.10	95.80	99.70	35.70	4.80	45.44	284.0/63843	46.00	11.70
24B(FQ)-2	38.10	35.40	25.40	14.63	101.70	106.20	33.20	6.00/4.80	48.36	280.0/62944	26.40	14.07
24B(FQ)-3	38.10	35.40	25.40	14.63	150.10	154.60	33.20	6.00/4.81	48.36	425.0/95540	39.60	21.07
28A(FQ)-2	44.45	25.40	25.22	12.70	103.30	107.90	41.00	5.60	48.87	380.0/85424	69.00	15.10

扶梯驱动链

Escalator drive chains

加强型
Reinforced type Enhanced

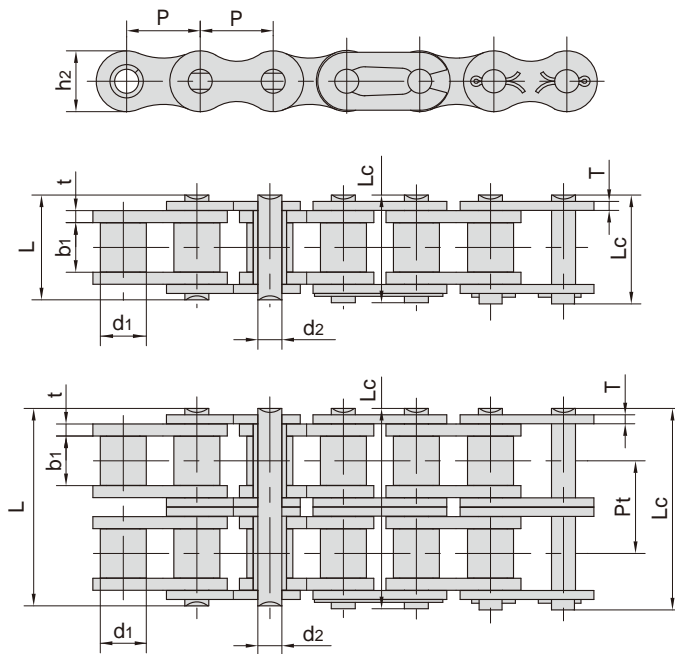


东华链号 Donghua Chain No.	节距 Pitch	滚子直径 Roller diameter	内节内宽 Width between inner plates	销轴直径 Pin diameter	销轴长度 Pin length		内链板高度 Inner plate depth	链板厚度 Plate thickness	排距 Transverse pitch	抗拉强度 Tensile strength	平均抗拉强度 Average tensile strength	每米长重 Weight per meter
	P	d1 max	b1 min	d2 max	L max	Lc max	h2 max	t/T max	Pt	Q min	Q0 min	q
	mm	mm	mm	mm	mm	mm	mm	mm	mm	kN/lbf	kN	kg/m
16AFT-1	25.40	15.88	15.75	7.92	32.70	35.00	24.00	3.25	-	70.56/15861	82.50	8.80
16AFT-2	25.40	15.88	15.75	7.92	62.70	65.80	24.00	3.25	29.29	132.30/29741	165.40	5.51
16AFTZ-3	25.40	15.88	15.75	7.92	91.70	95.10	24.00	3.25	29.29	232.50/52266	255.90	8.18
20AFT-2	31.75	19.05	18.90	9.53	76.40	80.50	30.10	4.00	35.76	220.00/49456	262.50	8.09
20AFT-3	31.75	19.05	18.90	9.53	112.20	116.30	30.10	4.00	35.76	330.00/74184	395.00	12.10
24AFTZ-2	38.10	22.23	25.22	11.10	95.80	99.70	36.20	4.80	45.44	339.00/76210	373.00	12.60
24AFTZ-3	38.10	22.23	25.22	11.10	141.40	145.20	36.20	4.80	45.44	520.00/116896	573.00	18.90
28AFTZ-2	44.45	25.40	25.22	12.70	103.30	107.90	42.20	5.60	48.87	445.50/100148	490.00	16.35

扶梯驱动链

Escalator drive chains

自润滑型
Self-lubricating



东华链号 Donghua Chain No.	节距	滚子直径	内节内宽	销轴直径	销轴长度		内链板高度	链板厚度	排距	抗拉强度	动载强度	每米长重
	Pitch	Roller diameter	Width between inner plates	Pin diameter	Pin length		Inner plate depth	Plate thickness	Transverse pitch	Tensile strength	Dynamic load strength	Weight per meter
	P	d1 max	b1 min	d2 max	L max	Lc max	h2 max	t/T max	Pt	Q min	Fd min	q
	mm	mm	mm	mm	mm	mm	mm	mm	mm	kN/lbf	kN	kg/m
16ASLR(FQ)-2	25.40	15.88	15.75	7.92	62.70	65.30	24.00	3.25	29.29	111.2/24998	12.80	5.21
16BSLR(FQ)-1	25.40	15.88	17.02	8.28	36.10	39.10	21.00	4.15/3.10	-	72.0/16185	12.50	2.69
16BSLR(FQ)-2	25.40	15.88	17.02	8.28	68.00	71.00	21.00	4.15/3.10	31.88	149.5/33607	19.00	5.48
20BSLR(FQ)-2	31.75	19.05	19.56	10.19	77.80	81.50	26.40	4.50/3.51	36.45	200.0/44860	30.00	8.04
24ASLR(FQ)-2	38.10	22.23	25.22	11.10	95.80	99.70	35.70	4.80	45.44	284.0/63843	46.00	11.82
24BSLR(FQ)-2	38.10	35.40	25.40	14.63	101.70	106.20	33.20	6.00/4.80	48.36	319.2/71756	37.20	12.43
28ASLR(FQ)-2	44.45	25.40	25.22	12.70	103.30	107.90	41.00	5.60	48.87	380.0/85424	69.00	14.80